



# The Silver Intruder

## The Silver Intruder


is a fly that I developed for winter steelhead and bull trout, but it works particularly well for bull trout and dollys when there are no steelhead around, imitating the baitfish these voracious char feed on, but without losing any of the movement essential for an effective steelhead fly.

### THE SILVER INTRUDER

- Hook:** Partridge Waddington Shank
- Trailing Hook:**
- Hook:** Gamakatsu Fines Wide Gap, attached with 50lb test Fire Line
- Tail:** Green Polar Flash, topped with olive ostrich
- Body:** Silver chenille
- Wing:** Green Polar Flash, topped with two olive grizzly saddle hackles
- Beard:** Yellow Krystal Flash
- Head:** Pink deer hair
- Eyes:** Silver hourglass eyes (small)


### Tying Notes:

#### Step 1



**1.** Attach the trailing hook to the Fire Line. Make a base of thread on the Waddington shank and tie down the Fire Line.

#### Step 2



**2.** Make sure to double back over the Fire Line. This will stop the trailing hook from sliding out.

#### Step 3



**3.** Tie in a tail of green Polar Flash and top with olive ostrich.

#### Step 4



**4.** Tie in silver chenille and wrap forward, allowing 1/4 inch on the hook shank for the head.

#### Step 5



**5.** Build the wing, by tying in the Polar Flash, and follow with two olive grizzly saddle hackles, tied in Matuka style.

#### Step 6



**6.** Finish the wing by topping it with olive ostrich. Then, turn the fly upside down and tie in a beard of yellow Krystal Flash, followed by the hourglass eyes, using figure of eight turns.



**7.** Tie in two clumps of pink deer hair, one on the upside and the other on the downside of the shank to fill in the gap behind the hourglass eyes. Whip finish and cut off the thread.

THE CANADIAN  
**FLY FISHER**  
MAGAZINE

### Step 8



**8.** Finally, trim the deer hair in an egg shape for the head. ✨


### Finished Fly



The Best Fishing in Ontario!



**CASTADVENTURES**



**Niagara Falls, Ontario**  
**1-888-512-8127**  
**www.castadventures.ca**

**UNI** PRODUCTS  
MAKE THE UNIQUE CHOICE

UNI Products J.G. Cote Inc. Telephone: 450-889-8054  
1004 Principale P.O. BOX 209 Toll-free: 1-877-889-8054  
Ste-Melanie, QC Fax: 450-889-5887  
Canada J0K 3A0 E-mail: info@uniproducts.com

## NEW FROM UNI

**UNI-MYLAR**  
in Holographic Red  
& Holographic Black

**AVAILABLE IN  
3 SIZES**

Makes flashy bodies! UNI-Mylar is also available in Holographic Silver, Gold/Silver, Red/Green, Peacock/Orange, Copper/Blue, and Pearl.



Look to **UNI** for the best in spooled fly tying materials!

**WWW.UNIPRODUCTS.COM**